









## Department of Business Employment Rate

Major	2015	2016	2017-2018	2018-2019	2019-2020	2020-2021	2021-2022	2022-2023	2024-2025	
BBA Accounting	71%	100%	100%	100%	100%	57%	100%	50%	50%	
BBA Business Education	100%	NA	NA	NA	100%	NA	NA	100%	50%	
BBA Business Managmeent	68%	70%	91%	84%	77%	26%	87%	39%	35%	
BBA Computer Information Systems	NA	NA	NA	NA	NA	NA	33%	NA	NA	
BBA Finance	67%	100%	100%	100%	80%	100%	56%	100%	67%	
BBA Marketing	71%	100%	89%	85%	92%	100%	67%	75%	55%	
BBA NonProfit Business and Social Enterprise	100%	8%	86%	100%	100%	100%	100%	25%	25%	
<b>Average</b>	<b>80%</b>	<b>76%</b>	<b>93%</b>	<b>94%</b>	<b>92%</b>	<b>77%</b>	<b>74%</b>	<b>65%</b>	<b>47%</b>	
<b>Unknown</b>					<b>57%</b>				<b>45%</b>	